

**SRLL**®  
COMPLETE ELEVATOR SOLUTIONS



it is not coincidence that **we are everywhere**



Elevators



Escalators  
Walking Way



Disabled  
Lifts



Elevator  
Components

### Hakkımızda

"Kaliteli ürün ve müşterilerine dünya standartlarında çözüm sunmak" ilkesiyle yola çıkan SRL ASANSÖR, kurulduğu günden günümüze kadar sektöründe adından söz ettiren firmalardan olmayı başarmıştır.

Konya'da 4500m2 kapalı alanda yüksek teknolojiye sahip makine parkuru ve konusunda uzmanlaşmış teknik kadrosuyla uluslararası standartlara uygun asansör kabini ve asansör kumadan panoları üretimini sürdüren SRL ASANSÖR, yürüttüğü Ar-Ge odaklı üretim çalışmalarıyla ürün çeşitliliğini sürekli artırmaktadır.

TS EN ISO 9001:2008 Kalite Yönetim Sistemi çerçevesinde üretim faaliyetlerini sürdüren SRL Asansör, 30 ülkeye paket asansör ve yürüyen merdiven sistemleri ihraç etmektedir.

### Kalite Politikamız

SRL Asansör, uluslararası standartlarında üretim yapmakta ve bu standartları üretim stratejisi olarak benimsemektedir.

### Misyonumuz

Ürün ve hizmet kalitemizi sürekli geliştirerek müşteri talep ve beklentilerini en üst seviyede karşılamaktır.

### Vizyonumuz

Sektörde etkinliğini ve verimliliğini arttırmak amacıyla kendisini geliştiren ve yenileyen bir uluslararası firma olmak.

### About Us

SRL ELEVATOR was founded with the principle of "providing high quality products and solutions to its customers according to the world standards". SRL has become one of the companies that have been talking about their brand in the elevator sector from day to day.

SRL Elevator is manufacturing elevator cabins and elevator controllers according to the international standards in 4500m2 indoor areas involving a high technology and a qualified technical staff, planted on the region of Konya in Turkey. SRL Elevator continuously increases its product range based on the last discoveries of R & D along its production process.

The SRL Elevator continuing its production activities within the framework of TS EN ISO 9001: 2008 Quality Management System and exports complete lifts and escalators to 30 countries.

### Our Quality Policy

SRL Elevator manufacturing products according to international standards and adopted this standards as a production strategy.

### Our Mission

To meet customer demands and expectations at the highest level providing a constant improvement of our products and service quality.

### Our Vision

To be an international company that develops and renews itself in order to increase its efficiency and productivity in the sector worldwide.



**STL** ASANSÖR  
COMPLETE ELEVATOR SOLUTIONS



## SRL 129

[www.srlsensors.com](http://www.srlsensors.com)

### Özellikler

Yan Duvarlar : High Gloss  
Arka Duvar : Yarım Boy Ayna  
Tavan : Lazer  
Taban : Antibakteriyel PVC  
Aksesuar : Ayna Paslanmaz  
Küpeşte : 32 mm Paslanmaz

### Specifications

Side Panels : High Gloss  
Rear Panel : Half size Mirror  
Ceiling : Laser  
Floor : Antibacterial PVC  
Accessories : Mirror Stainless  
Handrail : 32 mm stainless

## SRL 130

www.srlasansor.com

### Özellikler

Yan Duvarlar : High Gloss  
Arka Duvar : Yarım Boy Ayna  
Tavan : Lazer  
Taban : Granit  
Aksesuar : Ayna Paslanmaz  
Küpeste : 32 mm Paslanmaz

### Specifications

Side Panels : High Gloss  
Rear Panel : Half size Mirror  
Ceiling : Laser  
Floor : Granite  
Accessories : Mirror Stainless  
Handrail : 32 mm stainless





## SRL 131

[www.srlsensors.com](http://www.srlsensors.com)

### Özellikler

Yan Duvarlar : High Gloss  
Arka Duvar : Yarım Boy Ayna  
Tavan : Lazer  
Taban : Granit  
Aksesuar : Ayna Paslanmaz  
Küpeste : 32 mm Paslanmaz

### Specifications

Side Panels : High Gloss  
Rear Panel : Half Size Mirror  
Ceiling : Laser  
Floor : Granite  
Accessories : Mirror Stainless  
Handrail : 32 mm Stainless



## SRL 132

www.srlsensors.com

### Özellikler

Yan Duvarlar : Satine Paslanmaz  
Arka Duvar : Tam Boy Ayna  
Tavan : Lazer  
Taban : Granit  
Aksesuar : Ayna Paslanmaz  
Küpeste : 32 mm Paslanmaz

### Specifications

Side Panels : Stainless Steel  
Rear Panel : Half Size Mirror  
Ceiling : Laser  
Floor : Granite  
Accessories : Mirror Stainless  
Handrail : 32 mm Stainless





## SRL 133

[www.srlsensors.com](http://www.srlsensors.com)

### Özellikler

Yan Duvarlar : High Gloss  
Arka Duvar : Yarım Boy Ayna  
Tavan : Lazer  
Taban : Granit  
Aksesuar : Ayna Paslanmaz  
Küpeste : 32 mm Paslanmaz

### Specifications

Side Panels : High Gloss  
Rear Panel : Half Size Mirror  
Ceiling : Lazer  
Floor : Granite  
Accessories : Mirror Stainless  
Handrail : 32 mm Stainless

## SRL 134

www.srlsancor.com

### Özellikler

Yan Duvarlar : Satine Paslanmaz  
Arka Duvar : Yarım Boy Ayna  
Tavan : Lazer  
Taban : Granit  
Aksesuar : Ayna Paslanmaz  
Küpeste : 32 mm Paslanmaz

### Specifications

Side Panels : Stainless Steel  
Rear Panel : Half Size Mirror  
Ceiling : Laser  
Floor : Granite  
Accessories : Mirror Stainless  
Handrail : 32 mm Stainless





## SRL 135

[www.srlsensors.com](http://www.srlsensors.com)

### Özellikler

Yan Duvarlar : Cam + High Gloss  
Arka Duvar : Tam Boy Ayna  
Tavan : Lazer  
Taban : Granit  
Aksesuar : Ayna Paslanmaz  
Küpeste : 32 mm Paslanmaz

### Specifications

Side Panels : Mirror & High Gloss  
Rear Panel : Full Size Mirror  
Ceiling : Lazer  
Floor : Granite  
Accessories : Mirror Stainless  
Handrail : 32 mm Stainless

## SRL 136

www.srlsancor.com

### Özellikler

Yan Duvarlar : Lamine Cam  
Arka Duvar : Tam Boy Ayna  
Tavan : Lazer  
Taban : Granit  
Aksesuar : Ayna Paslanmaz  
Küpeste : 32 mm Paslanmaz

### Specifications

Side Panels : Laminated Glass  
Rear Panel : Full Size Mirror  
Ceiling : Laser  
Floor : Granite  
Accessories : Mirror Stainless  
Handrail : 32 mm Stainless





## SRL 137

[www.srlsancor.com](http://www.srlsancor.com)

### Özellikler

Yan Duvarlar : Membran (Baskılı)  
Arka Duvar : Tam Boy Ayna  
Tavan : Lazer  
Taban : Granit  
Aksesuar : Ayna Paslanmaz  
Küpeste : 32 mm Paslanmaz

### Specifications

Side Panels : Membrane  
(picture print)  
Rear Panel : Full Size Mirror  
Ceiling : Laser  
Floor : Granite  
Accessories : Mirror Stainless  
Handrail : 32 mm Stainless

## SRL 138

www.srlsancor.com

### Özellikler

Yan Duvarlar : Membran (Baskılı)  
Arka Duvar : Tam Boy Ayna  
Tavan : Lazer  
Taban : Granit  
Aksesuar : Ayna Paslanmaz  
Küpeste : 32 mm Paslanmaz

### Specifications

Side Panels : Membrane  
(picture print)  
Rear Panel : Full Size Mirror  
Ceiling : Laser  
Floor : Granite  
Accessories : Mirror Stainless  
Handrail : 32 mm Stainless





## SRL 139

[www.srlsancor.com](http://www.srlsancor.com)

### Özellikler

Yan Duvarlar : Membran (Baskılı)  
Arka Duvar : Tam Boy Ayna  
Tavan : Lazer  
Taban : Granit  
Aksesuar : Satine Paslanmaz  
Küpeste : 32 mm Paslanmaz

### Specifications

Side Panels : Membrane  
(picture print)  
Rear Panel : Full Size Mirror  
Ceiling : Laser  
Floor : Granite  
Accessories : Steel Stainless  
Handrail : 32 mm Stainless



## SRL 140

www.srlasansor.com

### Özellikler

Yan Duvarlar : Membran (Baskılı)  
Arka Duvar : Tam Boy Ayna  
Tavan : Lazer  
Taban : Antibakteriyal PVC  
Aksesuar : Ayna Paslanmaz  
Küpeste : 32 mm Paslanmaz

### Specifications

Side Panels : Membrane  
(picture print)  
Rear Panel : Full Size Mirror  
Ceiling : Laser  
Floor : Granite  
Accessories : Mirror Stainless  
Handrail : 32 mm Stainless





## SRL 141

[www.srlsensors.com](http://www.srlsensors.com)

### Özellikler

- Yan Duvarlar : Membran (Baskılı)
- Arka Duvar : Tam Boy Ayna
- Tavan : Lazer
- Taban : Granit
- Aksesuar : Ayna Paslanmaz
- Küpeste : 32 mm Paslanmaz

### Specifications

- Side Panels : Membrane (picture print)
- Rear Panel : Full Size Mirror
- Ceiling : Lazer
- Floor : Granite
- Accessories : Mirror Stainless
- Handrail : 32 mm Stainless

## SRL 142

www.srlsancor.com

### Özellikler

Yan Duvarlar : Membran (Baskılı)  
Arka Duvar : Tam Boy Ayna  
Tavan : Lazer  
Taban : Granit  
Aksesuar : Ayna Paslanmaz  
Küpeste : 32 mm Paslanmaz

### Specifications

Side Panels : Membrane  
(picture print)  
Rear Panel : Full Size Mirror  
Ceiling : Laser  
Floor : Granite  
Accessories : Mirror Stainless  
Handrail : 32 mm Stainless





## SRL 143

[www.srlsensors.com](http://www.srlsensors.com)

### Özellikler

Yan Duvarlar : Membran (Baskılı)  
Arka Duvar : Tam Boy Ayna  
Tavan : Lazer  
Taban : Granit  
Aksesuar : Ayna Paslanmaz  
Küpeste : 32 mm Paslanmaz

### Specifications

Side Panels : Membrane  
(picture print)  
Rear Panel : Full Size Mirror  
Ceiling : Laser  
Floor : Granite  
Accessories : Mirror Stainless  
Handrail : 32 mm Stainless

## SRL 144

www.srlsancisi.com

### Özellikler

Yan Duvarlar : Lamine Cam  
Arka Duvar : Yarım Boy Ayna  
Tavan : Lazer  
Taban : Granit  
Aksesuar : Ayna Paslanmaz  
Küpeste : 32 mm Paslanmaz

### Specifications

Side Panels : Laminated Glass  
Rear Panel : Half Size Mirror  
Ceiling : Laser  
Floor : Granite  
Accessories : Mirror Stainless  
Handrail : 32 mm Stainless





## SRL 145

[www.srlsensors.com](http://www.srlsensors.com)

### Özellikler

Yan Duvarlar : Membran  
Arka Duvar : Tam Boy Ayna  
Tavan : Lazer  
Taban : Antibakteriyel PVC  
Aksesuar : Ayna Paslanmaz  
Küpeşte : 32 mm Paslanmaz

### Specifications

Side Panels : Membrane  
Rear Panel : Full Size Mirror  
Ceiling : Laser  
Floor : Antibacterial PVC  
Accessories : Mirror Stainless  
Handrail : 32 mm Stainless

## SRL 146

www.srlasansor.com

### Özellikler

Yan Duvarlar : Membran (Baskılı)  
Arka Duvar : Yarım Boy Ayna  
Tavan : Lazer  
Taban : Granit  
Aksesuar : Ayna Paslanmaz  
Küpeste : 32 mm Paslanmaz

### Specifications

Side Panels : Membrane  
(picture print)  
Rear Panel : Half Size Mirror  
Ceiling : Laser  
Floor : Granite  
Accessories : Mirror Stainless  
Handrail : 32 mm Stainless





## SRL 147

[www.srlsensors.com](http://www.srlsensors.com)

### Özellikler

Yan Duvarlar : Membran  
Arka Duvar : Tam Boy Ayna  
Tavan : Lazer  
Taban : Granit  
Aksesuar : Ayna Paslanmaz  
Küpeste : 32 mm Paslanmaz

### Specifications

Side Panels : Membrane  
Rear Panel : Full Size Mirror  
Ceiling : Laser  
Floor : Granite  
Accessories : Mirror Stainless  
Handrail : 32 mm Stainless



## SRL 148

www.srlsancor.com

### Özellikler

Yan Duvarlar : Dekoratif  
Arka Duvar : Tam Boy Ayna  
Tavan : Lazer  
Taban : Granit  
Aksesuar : Ayna Paslanmaz  
Küpeste : 32 mm Paslanmaz

### Specifications

Side Panels : Decorative  
Rear Panel : Full Size Mirror  
Ceiling : Laser  
Floor : Granite  
Accessories : Mirror Stainless  
Handrail : 32 mm Stainless





## SRL 149

[www.srlsansasor.com](http://www.srlsansasor.com)

### Özellikler

Yan Duvarlar : Membran  
Arka Duvar : Tam Boy Ayna  
Tavan : Lazer  
Taban : Antibakteriyel PVC  
Aksesuar : Ayna Paslanmaz  
Küpeste : 32 mm Paslanmaz

### Specifications

Side Panels : Membrane  
Rear Panel : Full Size Mirror  
Ceiling : Laser  
Floor : Antibacterial PVC  
Accessories : Mirror Stainless  
Handrail : 32 mm Stainless

## SRL 150

www.srlasansol.com

### Özellikler

Yan Duvarlar : Membran  
Arka Duvar : Tam Boy Ayna  
Tavan : Lazer  
Taban : Granit  
Aksesuar : Ayna Paslanmaz  
Küpeste : 32 mm Paslanmaz

### Specifications

Side Panels : Membrane  
Rear Panel : Full Size Mirror  
Ceiling : Laser  
Floor : Granite  
Accessories : Mirror Stainless  
Handrail : 32 mm Stainless





## SRL 151

[www.srlsensors.com](http://www.srlsensors.com)

### Özellikler

Yan Duvarlar : Dekoratif  
Arka Duvar : Tam Boy Ayna  
Tavan : Lazer  
Taban : Granit  
Aksesuar : Ayna Paslanmaz  
Küpeste : 32 mm Paslanmaz

### Specifications

Yan Duvarlar : Decorative  
Arka Duvar : Full Size Mirror  
Tavan : Laser  
Taban : Granite  
Aksesuar : Mirror Stainless  
Küpeste : 32 mm Stainless

## SRL 152

www.srlsancar.com

### Özellikler

Yan Duvarlar : Membran (Baskılı)  
Arka Duvar : Tam Boy Ayna  
Tavan : Lazer  
Taban : Granit  
Aksesuar : Ayna Paslanmaz  
Küpeste : 32 mm Paslanmaz

### Specifications

Side Panels : Membrane  
(picture print)  
Rear Panel : Full Size Mirror  
Ceiling : Laser  
Floor : Granite  
Accessories : Mirror Stainless  
Handrail : 32 mm Stainless



SRL  
Complete Elevator Solutions

## SRL 153

www.srlsensors.com

### Özellikler

Yan Duvarlar : Membran (Parcalı)  
Arka Duvar : Tam Boy Ayna  
Tavan : Lazer  
Taban : Granit  
Aksesuar : Ayna Paslanmaz  
Küpeste : 32 mm Paslanmaz

### Specifications

Side Panels : Membrane  
(Sectional)  
Rear Panel : Full Size Mirror  
Ceiling : Laser  
Floor : Granite  
Accessories : Mirror Stainless  
Handrail : 32 mm Stainless

## SRL 154

www.srlsancor.com

### Özellikler

Yan Duvarlar : Membran (Parçalı)  
Arka Duvar : Tam Boy Ayna  
Tavan : Lazer  
Taban : Granit  
Aksesuar : Ayna Paslanmaz  
Küpeste : 32 mm Paslanmaz

### Specifications

Side Panels : Membrane  
(Sectional)  
Rear Panel : Full Size Mirror  
Ceiling : Laser  
Floor : Granite  
Accessories : Mirror Stainless  
Handrail : 32 mm Stainless





## SRL 155

[www.srlsensors.com](http://www.srlsensors.com)

### Özellikler

Yan Duvarlar : Membran  
Arka Duvar : Tam Boy Ayna  
Tavan : Lazer  
Taban : Granit  
Aksesuar : Dekoratif  
Küpeste : 32 mm Paslanmaz

### Specifications

Side Panels : Membrane  
Rear Panel : Full size Mirror  
Ceiling : Laser  
Floor : Granite  
Accessories : Decorative  
Handrail : 32 mm Stainless



## SRL 156

www.srlsancar.com

### Özellikler

Yan Duvarlar : Lamine Cam  
Arka Duvar : Tam Boy Ayna  
Tavan : Lazer  
Taban : Granit  
Aksesuar : Dekoratif  
Küpeste : 32 mm Paslanmaz

### Specifications

Side Panels : Laminated Glass  
Rear Panel : Full Size Mirror  
Ceiling : Laser  
Floor : Granite  
Accessories : Decorative  
Handrail : 32 mm Stainless

SRL  
Complete Elevator Solutions

SRL  
Complete Elevator Solutions

## SRL 157

www.srlsensors.com

### Özellikler

Yan Duvarlar : Membran  
Arka Duvar : Tam Boy Ayna  
Tavan : Lazer  
Taban : Granit  
Aksesuar : Dekoratif  
Küpeste : 32 mm Paslanmaz

### Specifications

Side Panels : Membrane  
Rear Panel : Full Size Mirror  
Ceiling : Laser  
Floor : Granite  
Accessories : Decorative  
Handrail : 32 mm Stainless

## SRL 158

www.srlsolutions.com

### Özellikler

Yan Duvarlar : Dekoratif Tas  
Arka Duvar : Tam Boy Ayna  
Tavan : Lazer  
Taban : Granit  
Aksesuar : Dekoratif  
Küpeste : 32 mm Paslanmaz

### Specifications

Side Panels : Decorative Stone  
Rear Panel : Full Size Mirror  
Ceiling : Laser  
Floor : Granite  
Accessories : Decorative  
Handrail : 32 mm Stainless

SRL  
Complete Elevator Solutions

SRL  
Complete Elevator Solutions

## SRL 159

www.srlsensors.com

### Özellikler

Yan Duvarlar : Membran  
Arka Duvar : Tam Boy Ayna  
Tavan : Lazer  
Taban : Granit  
Aksesuar : Dekoratif  
Küpeste : Dekoratif

### Specifications

Side Panels : Membrane  
Rear Panel : Full Size Mirror  
Ceiling : Laser  
Floor : Granite  
Accessories : Decorative  
Handrail : 32 mm Stainless

## SRL 160

www.srlsancor.com

### Özellikler

Yan Duvarlar : Membran  
Arka Duvar : Tam Boy Ayna  
Tavan : Lazer  
Taban : Granit  
Aksesuar : Dekoratif  
Küpeste : 32 mm Paslanmaz

### Specifications

Side Panels : Membrane  
Rear Panel : Full Size Mirror  
Ceiling : Laser  
Floor : Granite  
Accessories : Decorative  
Handrail : 32 mm Stainless





## SRL 161

[www.srlsensors.com](http://www.srlsensors.com)

### Özellikler

Yan Duvarlar : Ral Boyalı  
Arka Duvar : Ral Boyalı  
Tavan : Ral Boyalı  
Taban : Antibakteriyel PVC  
Aksesuar : Ahşap Korumalık  
Küpeste : 32 mm Paslanmaz

### Specifications

Side Panels : Ral Painted  
Rear Panel : Ral Painted  
Ceiling : Ral Painted  
Floor : Antibacterial PVC  
Accessories : Wooden  
Handrail : 32 mm Stainless

## SRL 162

www.srlsensors.com

### Özellikler

Yan Duvarlar : Satine Paslanmaz  
Arka Duvar : Yarım Boy Ayna  
Tavan : Lazer  
Taban : Antibakteriyel PVC  
Aksesuar : Ayna Paslanmaz,  
Satine Paslanmaz Korumalık  
Küpeste : 32 mm Paslanmaz

### Specifications

Side Panels : Stainless Steel  
Rear Panel : Half Size Mirror  
Ceiling : Laser  
Floor : Antibacterial PVC  
Accessories : Stainless Steel  
Handrail : 32 mm Stainless





SRL 163/A



SRL 163/B



SRL 163/C



SRL 163/D



## SRL 163

www.srlsanson.com

### Özellikler

Yan Duvarlar : Satine Paslanmaz  
Arka Duvar : Cam  
Tavan : Lazer Tavan  
Taban : Granit  
Aksesuar : Ayna Paslanmaz  
Küpeste : Paslanmaz

### Specifications

Side Panels : Stainless Steel  
Rear Panel : Glass  
Ceiling : Laser  
Floor : Granite  
Accessories : Mirror Stainless  
Handrail : Stainless



## SRL 164

www.srlasansor.com

### Özellikler

Yan Duvarlar : Paslanmaz  
Arka Duvar : Paslanmaz  
Tavan : Paslanmaz  
Taban : Paslanmaz

### Specifications

Side Panels : Stainless Steel  
Rear Panel : Stainless Steel  
Ceiling : Stainless Steel  
Floor : Stainless Steel






STA-101



STA-102



STA-103



STA-104



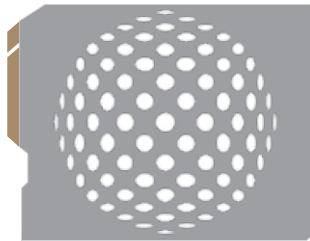
STA-105



STA-106



STA-107




STA-108



STA-109



STA-110



STA-111



STA-112



STA-113



STA-114



STA-115




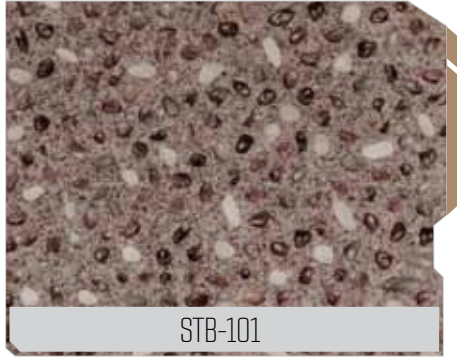
STA-116



STA-117



STA-118





SPK-001



SPK-002



SPK-003



SPK-004



SPK-005



SPK-006



SPK-007




SPK-008



SPK-009



SPK-010



SPK-011



SPK-012



SPK-013



SPK-014



SPK-015






SPK-016




SPK-017




SPK-018







1:1 MR



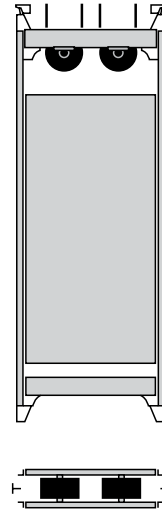
2:1 MR




2:1 MR




4:1 MR




2:1 MR



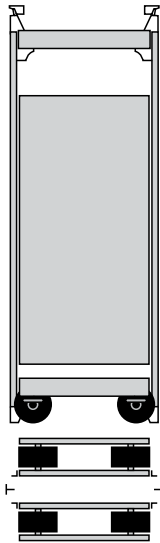
1:1 HDR



2:1 MRL




4:1 MRL



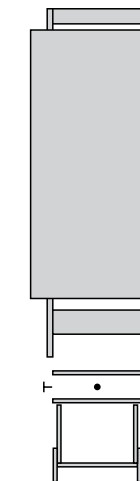
2:1 L HDR



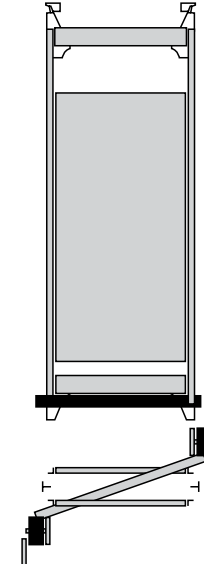
1:1 L MRL



1:1 L HDR

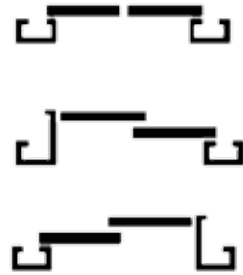


2:1 T HDR

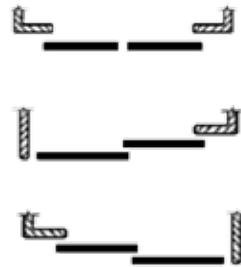




Landing Doors / Kat Kapıları



Cabin Doors / Kabin Kapıları



2 Panel Automatic Doors  
2 Panel Otomatik Kapılar



Landing Doors / Kat Kapıları



Cabin Doors / Kabin Kapıları



3 Panel Automatic Doors  
3 Panel Otomatik Kapılar







Landing Doors / Kat Kapıları



Cabin Doors / Kabin Kapıları



4 Panel Automatic Doors  
4 Panel Otomatik Kapılar



Landing Doors / Kat Kapıları



Cabin Doors / Kabin Kapıları



6 Panel Automatic Doors  
6 Panel Otomatik Kapılar



W Types Folding Car Doors  
W Tipi Katlanır Kabin Kapıları



SA-101



SA-102



SA-110



D Types Folding Car Doors  
D Tipi Katlanır Kabin Kapıları



SA-103



SA-106



SA-111



# ANAHTAR TESLİM ÇÖZÜMLER

## TURN-KEY SOLUTIONS





SG-001



SG-002



SG-003



SG-004



SG-005



SG-006



SG-007



SG-008



SL-001



SL-002



SL-003



SL-004



SL-005



SL-006



SL-007



SL-008



SCP-101



SCP-102



SCP-103



SCP-105



SCP-104

## Tahrik Sistemi

- Halatlı
  - Tek Hızlı
  - Çift Hızlı
  - Kademesiz Hızlı
  - Senkron Makine
  - Asenkron Makine
- Hidrolik

## Kapı Sistemleri

- Yarı Otomatik
- Tam Otomatik
- Çift Otomatik Kapı

## Kurtarıcı Sistemi

- Pano İçine Entegre
- Harici

## Kumanda Sistemi

- Basit Kumanda
- Yukarı / Aşağı Toplama
- Çift Buton Toplama
- Grup Kumanda

## Kabin ve Kuyu Tesisatı

- Kabin Seri - Kat Seri
- Kabin Seri - Kat Paralel
- Kabin Paralel - Kat Paralel

## Kabin Pozisyon Bilgisi

- Manyetik Şalterler ile
- Enkoderli Sistem ile

## Uygunluk


- EN 81-1/2+A3

Traction System

- Rope System
  - Single Speed
  - Two Speed
  - Speed Controlled
  - Gearless
  - Geared
- Hydraulic



ML70S



ML65X



ARL-300



ARL-200



HD-ONE X S

Door Types

- Semi Automatic
- Full Automatic
- Side Selective



ADrive



MEIDEN



Fuji Frenic



LS

Rescue System

- Integrated into Control Panel
- External



Trafo/Transformer



UPS



Direnc/Resistance



Filtre/Filter

Command Type

- Simple Push Button
- Up / Down Collective
- Selective Collective
- Group Operation

Cabin and Landing Installation

- Serial Cabin & Serial Landing
- Serial Cabin & Parallel Landing
- Parallel Cabin & Parallel Landing

Cabin Positioning

- With Magnetic Switches
- With Encoder

Compatibility

- EN 81-1/2+A3



SCB-01



SCB-02



SCB-03



SCB-04



SCB-05



SCB-06



SCB-07



SCB-08



SCB-09





SLB-01



SLB-02



SLB-03



SLB-04



SLB-05



SLB-06



SLB-07



SLB-08



SLB-09



SLB-10



SLB-11



SLB-12



SLB-13



SLB-14



SLB-15

Esnek Yassı Asansör Kablosu  
Flat Flexible Cables



Esnek Yassı Asansör Kablosu  
Flat Flexible Cables



Diafon Kablosu / Diafon  
Cables



Damar Kesiti - Kesit Number Of Cores And Section	Yaklaşık Dış Çapı Core Diameter	Bakır Ağırlığı Copper Weight	Yaklaşık Ağırlık Approximate Weight	Sevk Uzunluğu Delivery Length
<i>n x mm<sup>2</sup></i>	<i>mm</i>	<i>kg/km</i>	<i>kg/km</i>	<i>m</i>
4 x 0,25	4,30	9,6	26,2	100 / 500 / 1000
8 x 0,25	6,20	19,2	49,2	100 / 500 / 1000
12 x 0,25	7,00	28,8	67,0	100 / 500 / 1000
13 x 0,25	7,10	31,2	71,15	100 / 500 / 1000

NYA Kablosu / NYA Cables



Damar Kesiti Number Of Cores And Section	Yaklaşık Dış Çapı Core Diameter	70 C'de En Düşük Yalıtım Direnci Min. Insulation Resistans at 70 C
<i>mm<sup>2</sup></i>	<i>mm</i>	<i>mohm / km</i>
0,50	2,00	0,014
0,75	2,20	0,013
1	2,30	0,011
1,5	2,80	0,011
2,5	3,40	0,010
4	3,80	0,0087
6	4,30	0,0074
10	5,50	0,0072

NYAF Kablosu / NYAF Cables



Damar Kesiti Number Of Cores And Section	Yaklaşık Dış Çapı Core Diameter	70 C'de En Düşük Yalıtım Direnci Min. Insulation Resistans at 70 C
<i>mm<sup>2</sup></i>	<i>mm</i>	<i>mohm / km</i>
0,50	2,10	0,014
0,75	2,30	0,012
1	2,50	0,011
1,5	2,90	0,010
2,5	3,50	0,0095
4	4,35	0,0078
6	4,80	0,068
10	6,20	0,0065

Tip Kodu Article Number	Damar Sayısı + Kesit Number of Cores + Nominal Cross-Section	Dış Boyu (Yaklaşık) Overall Dimensions (approx.) mm
N12G075	12G X 0,75	4,3 X 34
N16G075	16G X 0,75	4,3 X 45
N20G075	20G X 0,75	4,3 X 55
N24G075	24G X 0,75	4,3 X 66
N30G075	30G X 0,75	4,3 X 78

## RAYLAR/GUIDE RAILS



### Cold Drawn Guide Rails

T50 / A - 50\*50\*5  
T70 / A - 70\*65\*9  
T82 / A - 82\*68\*9  
T89 / A - 89\*62\*16  
T90 / A - 90\*75\*16

### Machined Guide Rails

T70 / B - 70\*65\*9  
T75 / B - 75\*62\*10  
T89 / B - 89\*62\*16  
T90 / B - 90\*75\*16  
T114 / B - 114\*89\*16  
T125 / B - 125\*82\*16  
T127-2 / B - 127\*89\*16



Fishplates/Flanş



Brackets/Konsollar



Anchor bolt / Dübel




T-Clips/Tırnaklar

## ROPES/HALATLAR



6 mm elevator ropes  
6,5 mm elevator ropes  
8 mm elevator ropes



10 mm elevator ropes  
11 mm elevator ropes  
12 mm elevator ropes  
13 mm elevator ropes



Rope Attachments / Halat Şişesi



Rope Clips / Halat Klemensi



Compensation Chain / Denge Zinciri



Rope Holder / Halat Tutucu



Chain Pulley / Zincir Makarası



SP-001



SP-002



SP-003



SP-004



SP-005



SP-006



SP-007



SP-008




SP-009



SP-010



SP-011



SP-012



SP-013



SP-014



SP-015



SP-016



SP-017



SP-018



SP-019



SP-020



SP-021



SP-022



SP-023



SP-024



SP-025



SP-026



SP-027



SP-028



SP-029



SP-030



SP-031



SP-032



SP-033



SP-034



SP-035



SP-036



SP-037



SP-038



SP-039



SP-040



SP-041



SP-042



SP-043



SP-044



SP-045



SP-046



SP-047



SP-048

# ŞEHİRLERİN YÜKSELEN MARKASI





BRAND OF RISING CITIES

Türkiye



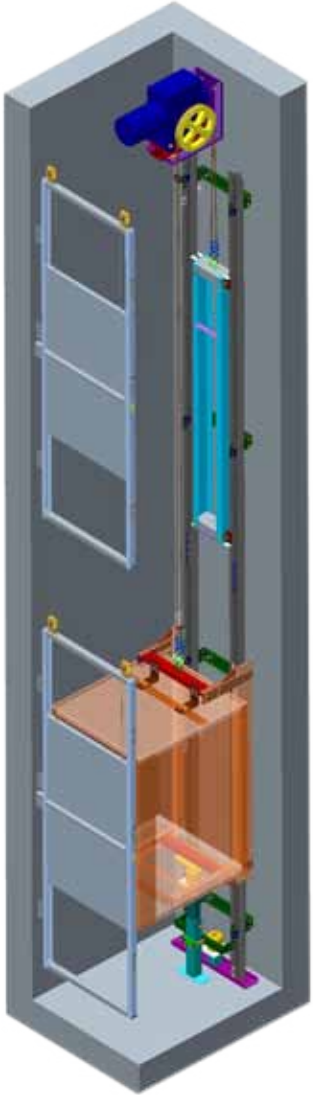
Elevators



Escalators  
Walking Way



Disabled  
Lifts



## Açıklama

Montaj asansörleri 0,15 m/sn. ile 0,50 m/sn. arasında yapılırlar. Genellikle otel, restaurant ve villalarda mutfaktan yemek, tepsi ve bardak taşıyabilmek için uygulanırlar. Montaj asansörleri aslında küçük birer yük asansörleridir. Bu asansörler 40 kg'dan 250 kg kapasiteye kadar yapılabilirler. Montaj asansörlerde de hijyen önemli olduğundan paslanmaz çelik kabin ve kapılar tercih edilir. Yemek asansörlerinin rahat kullanımı için dilediğiniz şekilde içlerine raf yaptırabilirsiniz. Bu şekilde alandan daha çok faydalanırsınız. Bu da dolayısıyla zamandan ve enerjiden tasarruf etmenizi sağlar.

## Description

With loading at serving height and load carrying capacities up to 500kg, the standard our Service Lifts cover most food transport applications. To satisfy hygiene demands, Stainless steel shelves and floors are supplied as standard. Other stainless steel surface finishes are available as an option. A special seamless hygienic car is available as an option for more rigorous requirements. Car protection is an important consideration when moving food as are the optional heated compartments. Automatic "hands free" doors are available as an option on this range of lifts. A bottom drive variant is available for applications where low headroom is a problem.

## Servis Asansörü / Dumbwaiter Lifts

KULLANIM / USAGE	Bar, Restaurant, Villa ve Hastaneler / Bars, Restaurants, Villas and Hospitals
KAPASİTE / RATED LOADS (KG)	40 - 500
MAKİNE DAİRESİ / MACHINE ROOM	Yukarı veya Yanda / Above or to side
SEYİR MESAFESİ / MAXIMUM TRAVEL	Tamburla 20m, Kasnakla 60m / 20m with Drum, 60m with Pulley
DURAK SAYISI / MAXIMUM STOPS	20
BEYAN HIZI / CAR SPEED (M/S)	0.15-0,50
TAHRİK ŞEKLİ / DRIVE TYPE	Tek hızlı / Traction drive





### Açıklama

Standartlara uygun olarak tesis edilecek olan, bir makina motor grubu veya senkron motor grubu tarafında tahrik edilen asansörler genel anlamda elektrikli asansörler olarak adlandırılır. Elektrikli asansörler; tahrik kasnağı aracılığıyla sürtünme ile, tahrikli tambur aracılığı ile, tahrikli ve zincir ile tahrikli asansör olarak alt sınıflara ayrılabilir. Genel anlamda yapılarda kullanılan asansörler tahrik kasnağı aracılığı ile sürtünme ile tahrikli asansörlerdir. Bu açıdan tambur aracılığı ile ve zincir ile tahrikli asansörler, kullanım azlığından dolayı göz önünde bulundurulmamıştır. Genel olarak aynı özellikleri taşımalarına rağmen tahrik sisteminin asansör kuyusunda veya ayrıca oluşturulan makina dairesinde bulunması bu sınıflandırmaya neden olmuştur.

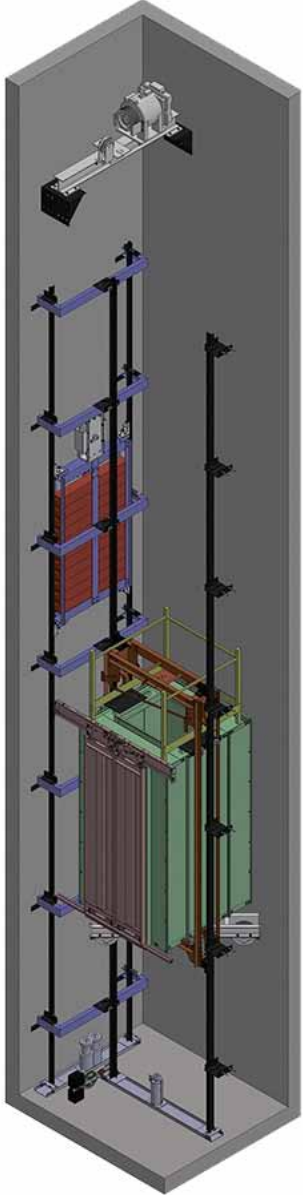
### Description

The development of the electronic driving of lift motors VVVF together with the demand for long travels, brought the classic traction lift again to the market. Following a policy of qualitative choices, a complete range of traction lift packages is offered, satisfying all kinds of applications.

### Elektrik Tahrikli Asansörü / Geared Traction Elevators

KULLANIM / USAGE	Villa, Panoramik, Yolcu, Özürlü, Hastane, Arça ve Yük Asansörleri Villa, Panoramic, Passenger, Disabled, Hospital, Car, Freight Elevators
KAPASITE / RATED LOADS (KG)	320 Kg. -5000 Kg.
MAKİNE DAİRESİ / MACHINE ROOM	Yukarı, Yan ve Aşağı / Top, Side, Bottom
SEYİR MESAFESİ / MAXIMUM TRAVEL	70m
DURAK SAYISI / MAXIMUM STOPS	24
BEYAN HIZI / CAR SPEED (M/S)	3,2m/s
MOTOR TİPİ / MOTOR TYPE	Dişli (VVVF ve Çift Hız) / Geared (VVVF, 2AC)
KUYU DİBİ / PIT DEPTH (MINIMUM)	1400
ÜST BOŞLUK / HEADROOM (MINIMUM)	3600
GİRİŞ SAYISI / MAXIMUM CAR ENTRANCES	2





## Açıklama

Makine dairesiz asansörlerimizin, 24 kata kadar olan binalarda, 2500 kg. kapasiteye ve 2.00 m/sn hıza kadar, tesis edilebilme imkanı vardır. Makine dairesiz yüksek kapasiteli asansörler özellikle yolcu terminaleri, çok katlı mağazalar, alışveriş merkezleri ile eğitim, kültür ve sağlık kuruluşları için uygun bir çözüm oluşturmaktadır. Geleneksel motorlara göre % 40'a varan enerji tasarrufunun yanısıra, dişli kutusunun olmaması nedeniyle yıpranma son derece az olmaktadır. Sistemin yağsız olması çevre kirliliği ve yangın tehlikesini tamamen ortadan kaldırmaktadır. VVVF kontrolü ise son derece sessiz ve konforlu bir seyir sağlarken, düşük motor devri de sistemin güvenliğini en üst düzeye çıkartmaktadır.

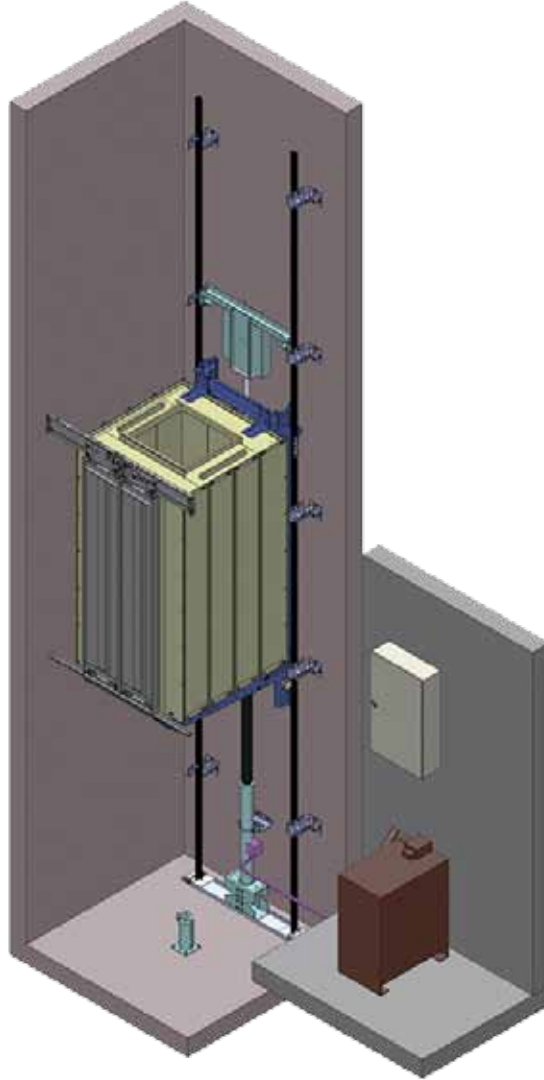
## Description

Our Traction Machine Roomless (MRL) solution for rated loads up to 2500 kg. It is equipped with a premium quality gearless motor and a state of the art inverter that lead to an outstanding ride quality, eliminate noise and achieve very low energy consumption. Furthermore, all lift components are cleverly designed to achieve efficient use of space inside the shaft as well as ease of installation and maintenance.

## MRL Asansör Özellikleri / MRL Lifts Specification

KULLANIM / USAGE	Villa, Panoramik, Yolcu, Özürlü, Hastane, Arça ve Yük Asansörleri Villa, Panoramic, Passenger, Disabled, Hospital, Car, Freight Elevators
KAPASİTE / RATED LOADS (PERSONS/KG)	320 Kg. - 2500 Kg.
SEYİR MESAFESİ / MAXIMUM TRAVEL	100 m
DURAK SAYISI / MAXIMUM STOPS	33
BEYAN HIZI / CAR SPEED (M/S)	2.50 m/s
MOTOR TİPİ / MOTOR TYPE	Gearless VVVF
KUYU DİBİ / PIT DEPTH (MINIMUM)	1300 mm (150 mm)
ÜST BOŞLUK / HEADROOM (MINIMUM)	3600 (2700 mm)
GİRİŞ SAYISI / MAXIMUM CAR ENTRANCES	3





### Açıklama

- 1,2 m/s azami hız, açık ara en sessiz hidrolik sistem
- Smooth Start / Smooth Stop, ekstra yumuşak duruş/kalkış
- Full elektronik valfli hassas ve mutlak kontrol
- 1,5 – 4,5 kW monofaze hidrolik tanklar
- 2,7 – 75 kW trifaze hidrolik tanklar
- 8 – 650 l/dak pompa sistemleri
- Maxi ç, uzun ömürlü valf sistemleri
- 50 – 280 mm pistonlar
- 2 ve 3 kademeli teleskopik pistonlar
- Yandan 1/1 – 2/1 tek veya çift piston sistemler
- Alttan direkt etkili sistemler
- 2 veya 3 noktadan bölünmüş eklenebilir pistonlar
- “CE” belgeli orijinal Karkaslar

### Description

- 1.2 m/s maximum speed, the most quiet hydraulic system
- Smooth Start / Stop Smooth, extra soft stop / start
- Sensitive and absolute full electronic valve control
- 1,5 - 4,5 KW single phase hydraulic tanks
- 2.7 to 75 kW three-phase hydraulic tanks
- 8-650 l / min pump systems
- Maxi coil, long-lasting valve systems
- 50-280 mm pistons
- 2 and 3-stage telescopic cylinders
- Side 1/1 - 2/1 for single or double piston system
- Bottom of the direct-acting systems
- 2 or 3 points that can be added to split from the pistons
- “CE” certified original Carcasses

### Hidrolik Asansörler / Hydraulic Elevators

KULLANIM / USAGEV	İlla, Panoramik, Yolcu, Özürlü, Hastane, Arça ve Yük Asansörleri Villa, Panoramic, Passenger, Disabled, Hospital, Car, Freight Elevators
KAPASİTE / RATED LOADS (PERSONS/KG)	200 Kg. - 10.000 Kg.
DURAK SAYISI / MAXIMUM STOPS	28 m
BEYAN HIZI / CAR SPEED (M/S)	0.63
MOTOR TİPİ / MOTOR TYPE	Hidrolik Tahrikli / Hydraulic Electronic
KUYU DİBİ / PIT DEPTH (MINIMUM)	1400 (500)
ÜST BOŞLUK / HEADROOM (MINIMUM)	3600 (2500)
GİRİŞ SAYISI / MAXIMUM CAR ENTRANCES	3








## SAFETY

The SRL range of escalators and moving walkways goes that one step further in terms of technology, efficiency and adaptability. A wide range of possibilities ensures that each choice fits perfectly, no matter what the specifics of each case may be.

## ADAPTABILITY

Each design is assessed as a whole, which allows us to combine different lift solutions, complementing each other to perfection. A team vision which also applies to the overall development of the design.




ESCALATORS		
TYPES	Comercial 	Heavy Duty 
Installation	Indoor/Outdoor (*)	
Working hours (hours per day)	16 hours	20-24 hours
Capacity (persons per hour)	Up to 7300	
Inclination (°)	30° / 35°	
Speed (m/s)	0.5 / 0.65	
Width of tread (mm)	600/800/1000	
Vertical rise (m)	2.0 m to 7.5 m	2.0m to 12 m
Motor Type	One Speed-VVVF	



## EFFICIENCY


Our range includes options which can support very high levels of traffic, offering optimum performance in extremely demanding conditions such as those at an airport or metro station.

## RELIABILITY

The SRL range is backed up by a team of experts who work on each stage of the design development and on the subsequent performance of the product, even from the design of each model.



MOVING WALKWAYS		
TYPES	Trolley 	Long way 
Installation	Indoor/Outdoor (*)	
Working hours (hours per day)	16 hours	
Capacity (persons per hour)	Up to 6000	
Inclination (°)	10° / 11°/12°	0° / 6°
Speed (m/s)	0.5	
Width of tread (mm)	800/1000	1000/1200/1400
Vertical rise (m)	2m-8m	0-8m
Motor Type	One Speed-VVVF	





ASANSÖR TİPİ			KABİN			KAPI			KUYU				MAKİNE DAİRESİ			
Kapasite	Hız (m/s)	Tahrik Tipi	Genişlik DW	Derinlik CD	Yükseklik CH	Genişlik DW	Yükseklik DH	Genişlik SW	Derinlik SD	Kapı Dış SP	Kapı İçeri Sh	Genişlik MSW	Derinlik MFD	Yükseklik MSH		
Kontrollü	320 Kg/4 Kış	Elektrik Mekanik	900	1000	2200	700	2000	1400(1160P)	1600	1600	1400	3600	1600	3200	2000 <sup>A</sup>	
			1000	1000	2200	800	2000	1600(1800P)	1600	1600	1400	3700	3200	3400	2000 <sup>A</sup>	
			1600	1000	2200	800	2000	1600(1800P)	1700	1600(1800P)	1950	1400	3800	3500	2900 <sup>A</sup>	
	600 Kg/8 Kış	Elektrik Mekanik	1100	1400	2200	800	2000	1750(2200P)	1800	1800	1400	3600	1500	3500	2000 <sup>A</sup>	
			1000	1400	2200	800	2000	1800(2200P)	1850	1800(2200P)	1950	1400	3700	3500	2000 <sup>A</sup>	
			1600	1400	2200	800	2000	1800(2200P)	1850	1800(2200P)	1950	1400	3800	3500	2900 <sup>A</sup>	
	1000 Kg/13 Kış	Elektrik Mekanik	1100	2100	2200	900	2100	1750(2200P)	2100	2100	1400	3600	1500	3500	2000 <sup>A</sup>	
			1000	2100	2200	900	2100	1800(2200P)	2150	1750(2200P)	1950	1400	3700	3500	2000 <sup>A</sup>	
			1600	2100	2200	900	2100	1800(2200P)	2150	1800(2200P)	1950	1400	3800	3500	2900 <sup>A</sup>	
	Kontrollü Dışı Yapılar	320 Kg/4 Kış	Elektrik Mekanik	1350	1400	2300	900	2000	1800(2200P)	2100	1600	1400	3700	1600	3600	2400 <sup>A</sup>
				1000	1400	2300	900	2000	1800(2200P)	2100	1800(2200P)	1950	1400	3800	3600	2400 <sup>A</sup>
				1600	1400	2300	900	2000	1800(2200P)	2100	1800(2200P)	1950	1400	3900	3600	2400 <sup>A</sup>
600 Kg/8 Kış		Elektrik Mekanik	1600	1400	2300	1100	2100	2100(2400P)	2100	2100	1400	3700	1600	4000	2200 <sup>A</sup>	
			1000	1400	2300	1100	2100	2100(2400P)	2100	2100(2400P)	2000	1400	3800	4000	2200 <sup>A</sup>	
			1600	1400	2300	1100	2100	2100(2400P)	2100	2100(2400P)	2000	1400	3900	4000	2200 <sup>A</sup>	
1250 Kg/15 Kış		Elektrik Mekanik	1750	1400	2300	1100	2100	2250(2400P)	2100	2100	1400	3700	1600	4000	2200 <sup>A</sup>	
			1000	1400	2300	1100	2100	2250(2400P)	2100	2250(2400P)	1950	1400	3800	4000	2200 <sup>A</sup>	
			1600	1400	2300	1100	2100	2250(2400P)	2100	2250(2400P)	1950	1400	3900	4000	2200 <sup>A</sup>	
Kontrollü ve Kontrollü Dışı Yapılar		320 Kg/4 Kış	Hidrolik	900	1000	2200	700	2000	1450(1600P)	1400	1300	1300	3500	2500	1400	2200
				400	1100	2200	800	2000	1550(1800P)	1500	1300	1300	3500	2500	1500	2200
				600	1400	2200	900	2000	1650(1950P)	1800	1400	1400	3600	2500	1800	2200
	600 Kg/8 Kış	Hidrolik	1350	1400	2200	900	2100	1900(2200P)	1800	1800	1400	3600	2500	1800	2200	
			1000	1400	2200	1100	2100	1950(2250P)	2500	1500	1500	3700	2500	2500	2200	
			1600	1400	2200	1100	2100	1950(2250P)	2500	1500	1500	3800	2500	2700	2200	
	1800 Kg/21 Kış	Hidrolik	1400	2400	2300	1100	2100	1900(2400P)	2800	2800	1500	3800	3000	2800	2400	
			2000	2700	2300	1400	2100	2500(2550P)	3100	1600	1600	3800	3000	3100	2400	
			2500	2700	2300	1400	2100	2800(2550P)	3100	1600	1600	3800	3000	3100	2400	
	1600 Kg	Elektrik Mekanik	1400	2400	2300	1300	2100	2300 <sup>1</sup>	2850	2850	1600	4200	3800	4500	2200 <sup>A</sup>	
			1000	2400	2300	1300	2100	2300 <sup>1</sup>	2850	2300 <sup>1</sup>	2000	4200	3800	4500	2200 <sup>A</sup>	
			1600	2400	2300	1300	2100	2300 <sup>1</sup>	2850	2300 <sup>1</sup>	2000	4200	3800	4500	2200 <sup>A</sup>	
2000 Kg	Elektrik Mekanik	1500	2700	2300	1300	2100	2400 <sup>1</sup>	3200	3200	1500	4200	3900	4900	2200 <sup>A</sup>		
		1000	2700	2300	1300	2100	2400 <sup>1</sup>	3200	2400 <sup>1</sup>	2100	4200	3900	4900	2200 <sup>A</sup>		
		1600	2700	2300	1300	2100	2400 <sup>1</sup>	3200	2400 <sup>1</sup>	2100	4200	3900	4900	2200 <sup>A</sup>		
2500 Kg	Elektrik Mekanik	1800	2700	2300	1400	2100	2700 <sup>1</sup>	3300	3300	1600	4200	4200	4900	2200 <sup>A</sup>		
		1000	2700	2300	1400	2100	2700 <sup>1</sup>	3300	2700 <sup>1</sup>	1600	4200	4200	4900	2200 <sup>A</sup>		
		1600	2700	2300	1400	2100	2700 <sup>1</sup>	3300	2700 <sup>1</sup>	1600	4200	4200	4900	2200 <sup>A</sup>		

1- Teleskopik kapı için verilen ölçüdür.

2- Merkezî kapı için verilen ölçüdür.

3- Merkezî ve teleskopik kapı için verilen ölçüdür.

4- Makine dairesinin yüksekliğini veren ölçüdür.







