


CUP WHEELS FOR HAND GRINDERS



G HUSQVARNA ELITE-GRIND T-REX SUPER/O

Hard, fast-grinding cup wheels for aggressive removal of floor coatings. For use in the initial stage. Available in two variants for different surfaces. The shape allows better edge reach and pressure distribution.




G HUSQVARNA ELITE-GRIND STAR M/H

A complete series of fast-grinding cup wheels. Offers a high removal rate and long life.




S HUSQVARNA VARI-GRIND ARROW

Medium-hard cup wheels with arrow-shaped segments specially designed for optimal coating removal in a shorter time.



S HUSQVARNA VARI-GRIND

Providing efficient grinding in all materials. Diameters 100–180 mm in four variants for different applications.



B HUSQVARNA TACTI-GRIND

A series of entry-level cup wheels developed for less intensive use. Offers a good performance-cost balance.

NEW



G HUSQVARNA ELITE-GRIND TRANSITION

Cup wheel with ceramic bond and turbo segments, designed to reduce scratches before the first polishing stage.

DIAMOND BLADES FOR HAND GRINDERS



G HUSQVARNA ELITE-CUT

Blades providing maximum cutting speed and life. Diameters 115–230 mm in six variants for different applications.



S HUSQVARNA VARI-CUT

Blades with a high cutting speed and wear resistance in all materials. Diameters 115–230 mm in nine variants for different applications.



B HUSQVARNA TACTI-CUT

Optimised for less intensive professional cutting in most materials. Diameters 115–230 mm in six variants for different applications.

ANGLE/HAND GRINDERS

NEW



BATTERY-POWERED HUSQVARNA HG 125 B

1500 W equivalent, grinding width 125 mm, disc speed 11.000 rpm, 2.2 kg (excl. battery). Compatible with Bosch Professional 18 V tools and chargers.



ELECTRIC-POWERED HUSQVARNA BGV 125 AV

1300 W, speed 11.000 rpm, grinding width 125 mm, 3.2 kg.



ELECTRIC-POWERED HUSQVARNA BHG 125 G125

2200 W, speed 4300–7200 rpm, grinding width 125 mm, 4.7 kg.



ELECTRIC-POWERED HUSQVARNA BHG 125 G5

2200 W, speed 4500–9500 rpm, grinding width 125 mm, 5.8 kg.



ELECTRIC-POWERED HUSQVARNA BGV 180 AVO

2600 W, speed 6600 rpm, grinding width 180 mm, 5.4 kg.



ELECTRIC-POWERED HUSQVARNA BHG 180 G180

2200 W, speed 3500–5800 rpm, grinding width 180 mm, 5 kg.



ELECTRIC-POWERED HUSQVARNA BHG 180 G7

2200 W, speed 3200–6500 rpm, grinding width 180 mm, 5.7 kg.

TILE AND MASONRY SAWS



ELECTRIC-POWERED HUSQVARNA TS 400 F

1500/2200 W, max Ø 400 mm, max cutting depth 125/230 mm, 96 kg.



ELECTRIC-POWERED HUSQVARNA TS 350 E

1500/2200 W, max Ø 350 mm, max cutting depth 100 mm, 92 kg.



ELECTRIC-POWERED HUSQVARNA TS 300 E

2200 W, max Ø 300 (350) mm, max cutting depth 80 (100) mm, 82 kg.



ELECTRIC-POWERED HUSQVARNA TS 73 R

1000 W, max Ø 230 mm, max cutting depth 50/100 mm, 47 kg.



ELECTRIC-POWERED HUSQVARNA TS 66 R

800 W, max Ø 200 mm, max cutting depth 40 mm, 41 kg.



ELECTRIC-POWERED HUSQVARNA TS 60

1800 W, max Ø 254 mm, max cutting depth 78/45 mm, 36 kg.



ELECTRIC-POWERED HUSQVARNA TS 100 R

2200 W, max Ø 350 mm, max cutting depth 105 mm, 106 kg.

RESIN TOOLS FOR HAND GRINDERS



S HUSQVARNA VARI-POLISH VP EDGE W/D

A series of resin-bonded tools for handheld polishing concrete, terrazzo and marble. Velcro attachment.



G HUSQVARNA ELITE-POLISH EP EDGE D

Designed to reduce the active surface, increasing the pressure on the floor with higher performance to achieve maximum gloss in fewer steps. Universal Velcro attachment.



B HUSQVARNA TACTI-POLISH TF EDGE D

Entry level tool for handheld polishing in a wide variety of grit sizes, designed with flexible backing to easily follow surface irregularities. The VELCRO® Brand attachment ensures universal compatibility.

D = Dry

W = Wet

WALL SAWS

NEW



ELECTRIC-POWERED HUSQVARNA WS 8

High frequency, wireless remote control, diamond blade 500–900 mm, 19 kg, cutting depth 395 mm.



ELECTRIC-POWERED HUSQVARNA WS 482 HF

High frequency, wireless remote control, diamond blade 600–1600 mm, 28 kg, cutting depth 730 mm.



ELECTRIC-POWERED HUSQVARNA WS 440 HF

High frequency, wireless remote control, diamond blade 600–1200 mm, 25 kg, cutting depth 530 mm.



ELECTRIC-POWERED HUSQVARNA WSC 40

Attachment that converts your Husqvarna WS 482 HF and WS 440 HF from blade to chain sawing. Max cutting depth, 400 mm, 19 kg.

DIAMOND TOOLS FOR WALL SAWS



G HUSQVARNA W 1600 SERIES

ELITE-level blades for wall saws, with controlled distribution of the diamonds, optimising it for wall saw cutting, securing consistent performance from start to finish and throughout the blade's life, resulting in a smoother experience for the operator. Diameters 500–2000 mm.



S HUSQVARNA W 1100 SERIES

VARI-level blade for Husqvarna hydraulic and electric wall saws with an ideal design. Fits other machines as well. Diameters 600–1200 mm in three variants for different applications.



G HUSQVARNA DIAMOND CHAINS AND GUIDE BAR

ELITE-level diamond chains optimised for use with WSC 40, developed for sawing in reinforced concrete and other construction materials with different hardnesses.

WIRE SAWS



HYDRAULIC-POWERED HUSQVARNA CS 2512

Wire speed 20 or 25 m/s, magazine capacity 12 m (ready to use 15 m), 150 kg.



ELECTRIC-POWERED HUSQVARNA CS 10

Wire speed 24 m/s, magazine capacity 10 m, 138/135 kg.

DIAMOND WIRES

HUSQVARNA ELITE-WIRE, VACUUM-BRAZED RANGE

Our wires for demanding applications such as cutting pure steel or alloys and highly reinforced concrete. Delivers excellent performance/life balance.



HUSQVARNA ELITE-WIRE, HYBRID RANGE

Our wires for wet cutting in medium to highly reinforced concrete. Delivers high productivity/speed while maintaining an optimal price/performance ratio.




HUSQVARNA VARI-WIRE, SINTERED RANGE

Our wires for cutting medium-reinforced concrete. Delivers good performance/life balance in all-round construction, demolition and refurbishing applications.



DIAMOND BLADES



G HUSQVARNA ELITE-CUT

ELITE-level blades for fast, smooth cutting in most construction materials, at the lowest cutting cost per square metre. Diameters 300–1000 mm, in standard or silent variants for different models and applications.



G HUSQVARNA ELITE-CUT GS2

Specific for tiles. Available in diameters 180–350 mm.

POWER PACKS



ELECTRIC-POWERED HUSQVARNA PP 518

20, 30, 40 l/min, 140 bar, 10.4 kW, 145 kg.



ELECTRIC-POWERED HUSQVARNA PP 455 E

65 l/min, 230 bar, 25 kW, 139 kg.



ELECTRIC-POWERED HUSQVARNA PP 325 E

40 l/min, 140 bar, 9.3 kW, 95 kg.

NEW



ELECTRIC-POWERED HUSQVARNA PP 8

3-phase/1-phase 6.5 kW, 18 kg. With radio receiver for operation of WS8.



ELECTRIC-POWERED HUSQVARNA PP 492

20 kW, 25 kg.



ELECTRIC-POWERED HUSQVARNA PP 70

3-phase/1-phase 6.5 kW, 18 kg.