

## FLOOR SAWS



ELECTROHYDRAULIC-POWERED  
**HUSQVARNA FS 7000 DL**  
Diamond blade max 1500 mm, 1338 kg, cutting depth 625 mm, 55.4 kW\*.



ELECTROHYDRAULIC-POWERED  
**HUSQVARNA FS 7000 D**  
Diamond blade max 1000 mm, 1032 kg, cutting depth 411 mm, 55.4 kW\*.



ELECTROHYDRAULIC-POWERED  
**HUSQVARNA FS 5000 D**  
Diamond blade max 900 mm, 771 kg, cutting depth 374 mm, 35.5 kW\*.



ELECTROHYDRAULIC-POWERED  
**HUSQVARNA FS 4800 D**  
Diamond blade max 900 mm, 680–695 kg, cutting depth 381 mm, 35 kW\*.



ELECTROHYDRAULIC-POWERED  
**HUSQVARNA FS 3500 EFI G**  
Diamond blade max 750 mm, 419 kg, cutting depth 311 mm, 27.5 kW\*.



ELECTRIC-POWERED  
**HUSQVARNA FS 600 E / FS 500 E**  
Diamond blade max 600/500 mm, cutting depth 240/192 mm, 178/145 kg, 7.5 kW\*.



PETROL- / ELECTRIC-POWERED  
**HUSQVARNA FS 500 SERIES**  
Diamond blade max 600/500 mm, cutting depth 241/179 mm, 231/197. FS 524, petrol, 15.5 kW\*. FS 513, petrol, 8.7 kW\*.



DIESEL- / PETROL-POWERED  
**HUSQVARNA FS 400 SERIES**  
Diamond blade max 500 mm, cutting depth 189 mm, 163 kg, FS 413, petrol, 8.7 kW\*. FS 410D, diesel, 6.6 kW\*.



PETROL-POWERED  
**HUSQVARNA FS 400 LV**  
Diamond blade max 450/500 mm, cutting depth 162/189 mm, 99/120 kg, 8.7 kW\*.




PETROL-POWERED  
**HUSQVARNA FS 300 SERIES**  
Diamond blade max 350 mm, cutting depth 122/125 mm, 64/54 kg, FS 309, petrol, 6.6 kW\*. FS 305, petrol, 3.6 kW\*.

## DIAMOND BLADES FOR FLOOR SAWS

### HIGH- AND MID-POWERED FLOOR SAWS



**G HUSQVARNA F1500 SERIES**  
ELITE-level blades for floor saws, delivering superior performance. Available in variants optimised for efficient cutting in cured concrete, hard concrete and asphalt. Diameters 500–1500 mm.




**G HUSQVARNA F600 SERIES**  
ELITE-level blades for machines with motors of 25–50 kW. Diameters 300–1200 mm in four variants for different applications.



**G HUSQVARNA L600 SERIES**  
ELITE-level blades for slot cutting and traffic loops with sandwich design. Available in two variants with 6.8 or 10-mm segment widths. Diameters 350–450 mm.


### LOW-POWERED FLOOR SAWS



**G HUSQVARNA ELITE-CUT**  
ELITE-level blades with Exo-Grit segments for smooth, efficient cut – even in heavily reinforced concrete. Diameters 300–600 mm in several variants optimised for different materials.



**S HUSQVARNA VARI-CUT**  
VARI-level blades with a high cutting speed and wear resistance. Diameters 300–500 mm in three variants optimised for different materials.



**B HUSQVARNA TACTI-CUT**  
TACTI-level blades optimised for less intensive professional cutting in most materials. Diameters 300–400 mm in three variants optimised for different materials.



# WHEN YOU'RE UP TO BUILD A SOLID STRUCTURE, WE'RE A SOLID PARTNER

To build a solid concrete structure you always need to start by ensuring a solid ground layer. That's why we offer one of the industry's most comprehensive range of ground compaction equipment. And with our range of well-proven concrete placement equipment, you'll manage all stages and any size of concrete job. Go to [husqvarnaconstruction.com](https://husqvarnaconstruction.com) for more information.



\* As rated by the engine manufacturer.